

### **Format of holding of specified securities**

Annexure - I

1. Name of Listed Entity:
2. Scrip Code/Name of Scrip/Class of Security
3. Share Holding Pattern Filed under: Reg. 31(1)(a)/Reg. 31(1)(b)/Reg.31(1)(c)
  - a. If under 31(1)(b) then indicate the report for Quarter ending
  - b. If under 31(1)(c) then indicate date of allotment/extinguishment
4. Declaration: The Listed entity is required to submit the following declaration to the extent of submission of information:-

SHAKUMBHRI PULPS AND PAPERS MILLS LTD

30/06/2020

Particulars		
1. Whether the Listed Entity has issued any partly paid up shares?	Yes*	No*
2. Whether the Listed Entity has issued any Convertible Securities or Warrants?		No
3. Whether the Listed Entity has any shares against which depository receipts are issued?		No
4. Whether the Listed Entity has any shares in locked-in?		No
5. Whether any shares held by promoters are pledge or otherwise encumbered?		No

*\* If the Listed Entity selects the option 'No' for the questions above, the columns for the partly paid up shares, Outstanding Convertible Securities/Warrants, depository receipts, locked-in shares, No of shares pledged or otherwise encumbered by promoters, as applicable, shall not be displayed at the time of dissemination on the Stock Exchange website. Also wherever there is 'No' declared by Listed Entity in above table the values will be considered as 'Zero' by default on submission of the format of holding of specified securities.*

5. The tabular format for disclosure of holding of specified securities is as follows:-



Table I - Summary Statement holding of specified securities

Category	Category of shareholder	Nos. of shares held	No. of fully paid up equity shares held	No. of Partly paid-up equity shares held	No. of shares underlying Depository Receipts	Total nos. shares held (VII)=(IV)+(V)+(VI)	Shareholding as a % of total no. of shares (calculated as per SCRR, 1957) As a % of (A+B+C2)	Number of Voting Rights held in each class of securities			No. of Shares Underlying Outstanding convertible securities (including Warrants)	Shareholding, as a % assuming full conversion of convertible securities (as a percentage of diluted share capital) As a % of (A+B+C2)	Number of locked in shares		Number of Shares pledged or otherwise encumbered		Number of equity shares held in dematerialized form
								Class:equity	Class:preference	Total			Total as a % of (A+B+C)	No. (a)	As a % of total Shares held (b)	No. (a)	
(I)	(II)	(III)	(IV)	(V)	(VI)	(VII)=(IV)+(V)+(VI)	(VIII)	(IX)			(X)	(XI)=(VIII)-(X)	(XII)		(XIII)		(XIV)
(A)	Promoter & Promoter Group	4	637500	0	0	637500	16.54	637500.00	637500.00	16.54	0	16.54	0	0	0	0	637500
(B)	Public	406	3217500	0	0	3217500	83.46	3217500.00	3217500.00	83.46	0	83.46	0	0	0	0	0
(C)	Non Promoter- Non Public																
(C1)	Shares underlying DRs	0			0						0						0
(C2)	Shares held by Employee Trusts	0	00	0	0	0	0.00	0	0	0.00	0	0.00	0	0	0	0	0
	Total	410	3855000	0	0	3855000	100.00	3855000.00	3855000.00	100.00	0	100.00	0	0	0	0	637500





Table II - Statement showing shareholding pattern of the Promoter and Promoter Group

Category & Name of the Shareholders	PAN	No. of sharehold as	No. of fully paid up equity shares held	Partly paid-up equity shares held	Nos. of shares underlying Depository Receipts	Total nos. shares held	Shareholding % calculated as per SCRR, 1957 As a % of (A+B+C2)	Number of Voting Rights held in each class of securities			No. of Shares Underlying Outstanding convertible securities (including Warrants)	Shareholding, as a % assuming full conversion of convertible securities (as a percentage of diluted share capital) as a % of A+B+C2	Number of Locked in Shares	Number of Shares pledged or otherwise encumbered	Number of equi shares held dematerialized or
								Class X	Class Y	Total					
(i)	(ii)	(iii)	(iv)	(v)	(vi)	(vii)=(iv)+(v)+(vi)	(viii)	(ix)	(x)	(xi)=(viii)/(x)	(xii)	(xiii)	(xiv)	(xv)	
Individual/Hindu Undivided Family		4	637500	0	0	637500	16.54	0	0	0.00	0	0.00	0	0.00	
ABJUN KUMAR	ACJPA7822R	4	249100	0	0	249100	6.46	0	0	0.00	0	0.00	0	0.00	
ANCHANA AGRAWAL	ABMP45231F	0	196700	0	0	196700	5.10	0	0	0.00	0	0.00	0	0.00	
ASHIMV AGGARWAL	AAIP46334L	0	111700	0	0	111700	2.90	0	0	0.00	0	0.00	0	0.00	
ABJUN AGRAWAL & SONS	AAHHA4079F	0	80000	0	0	80000	2.08	0	0	0.00	0	0.00	0	0.00	
Central Government/State Government(s)		0	0	0	0	0	0.00	0	0	0.00	0	0.00	0	0.00	
Financial Institutions/Banks		0	0	0	0	0	0.00	0	0	0.00	0	0.00	0	0.00	
Any Other (Specify)		0	0	0	0	0	0.00	0	0	0.00	0	0.00	0	0.00	
Sub Total (A)(1)		4	637500	0	0	637500	16.54	0	0	0.00	0	0.00	0	0.00	
Foreign		0	0	0	0	0	0.00	0	0	0.00	0	0.00	0	0.00	
Individual/Non Resident Individual/Foreign Government		0	0	0	0	0	0.00	0	0	0.00	0	0.00	0	0.00	
Institutions		0	0	0	0	0	0.00	0	0	0.00	0	0.00	0	0.00	
Foreign Portfolio Investor		0	0	0	0	0	0.00	0	0	0.00	0	0.00	0	0.00	
Any Other (Specify)		0	0	0	0	0	0.00	0	0	0.00	0	0.00	0	0.00	
Sub Total (A)(2)		0	0	0	0	0	0.00	0	0	0.00	0	0.00	0	0.00	
Total Shareholding of Promoter and Promoter Group (A+B+C+C1)		4	637500	0	0	637500	16.54	0	0	0.00	0	0.00	0	0.00	





Table III - Statement showing shareholding pattern of the Public shareholder

Category & Name of the Shareholders	PAN	Nos. of shares held	Nos. of fully paid up equity shares held	Party paid-up equity shares held	Nos. of shares underlying Depository Receipts	Total nos. shares held	Shareholding % of each Shareholder As a % of (A+B+C2)	Number of Voting Rights held in each class of securities			Total a % of Total Voting Rights	No. of Shares Underlying convertible securities (including Warrants)	Total shareholding as a % assuming full conversion of convertible securities (as a percentage of diluted share capital)	Number of Locked in shares		Number of Shares pledged or otherwise encumbered		Number of equity shares held in dematerialized form
								Class X	Class Y	TOTAL				No. (a)	% of Total Shares held (b)	No. (a)	As a % of total shares held (b)	
1. Institutions	(i)	(ii)	(iii)	(iv)	(v)	(vi)=(iv)+(v)	(vii)	(viii)	(ix)	(x)	(xi)=(ix)+(x)	(xii)	(xiii)	(xiv)	(xv)	(xvi)	(xvii)	(xviii)
(a) Mutual Fund																		
(b) Venture Capital Funds																		
(c) Alternative Investment Funds																		
(d) Foreign Venture Capital Investor																		
(e) Foreign Portfolio Investors																		
(f) Financial Institutions/Banks																		
(g) Insurance Companies																		
(h) Provident Fund/Pension Funds																		
(i) Any Other Entity																		
(j) Sub Total (B1)																		
(k) Central Government/State Government/President of India																		
(l) Sub Total (B2)																		
(m) 1. Individual Shareholders up to 2 Lacs																		
(n) 2. Individual Shareholders holding Nominal Share Capital Above 2 Lacs																		
(o) Sub Total (B3)																		
(p) Total Public Shareholding (B1+B2+B3)																		





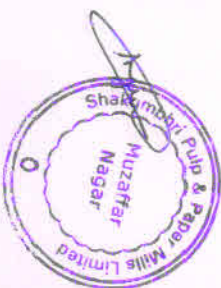
**Table IV - Statement showing shareholding pattern of the Non Promoter- Non Public shareholder**

Category & Name of the Shareholders	PAN	No. of shareholder	No. of fully paid up equity shares held	Partly paid-up equity shares held	Nos. of shares underlying Depository Receipts	Total no. shares held (VII)=(IV)+(V)+(VI)	Shareholding % calculate d as per SCRR, 1957 As a % of (A+B+C2)	Number of Voting Rights held in each class of securities			No. of Shares Underlying Outstanding convertible securities (including Warrants)	Total shareholding, as a % assuming full conversion of convertible securities (as a percentage of diluted share capital)	Number of Locked in shares		Number of Shares pledged or otherwise encumbered		Number of equity shares held in dematerialized form (Not Applicable)
								Class X	Class Y	Total			No.	As a % of total Shares held	No. (Not applicable)	As a % of total share s held (Not applicable)	
(i)	(ii)	(iii)	(iv)	(v)	(vi)	(vii)	(viii)	(ix)	(x)	(xi)=(viii)/(xi)	(xii)	(xiii)	(xiv)	(xv)	(xvi)		
C1 Custodian/DR Holder- Employees Benefit Trust (Under SEBI (Share Based Employee Benefit Regulation 2014)		0	0	0	0	0	0	0	0	0.00	0	0	0	0	0	0	
Total Non Promoter Non Public Shareholding (C) = (C1)+(C2)		0	0	0	0	0	0	0	0	0.00	0	0	0	0	0	0	



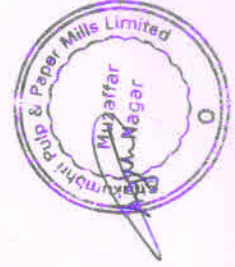


(e1) Sr.No	Bodies Corporate	Name of Shareholders	FP -Shares	PP - Shares	Total Shares	%age	Nom. Value	Debentures	Code	Category
1	Not Available	HIMGIRI FINCAP LIMITED	54200	0	54200	1.4060	542000.00		0 B3E1	BODIES CORPORATE DOMESTIC
2	Not Available	RAMA PAPER MILLS LTD	45100	0	45100	1.1699	451000.00		0 B3E1	BODIES CORPORATE DOMESTIC
3	Not Available	J.P.R.K. TRADING PVT. LIMITED	40000	0	40000	1.0376	400000.00		0 B3E1	BODIES CORPORATE DOMESTIC
4	Not Available	LAVENA SALES COMPANY (P) LIMITED	40000	0	40000	1.0376	400000.00		0 B3E1	BODIES CORPORATE DOMESTIC
5	Not Available	MAHADEV SALES (P) LIMITED	40000	0	40000	1.0376	400000.00		0 B3E1	BODIES CORPORATE DOMESTIC
6	Not Available	AERON SALES PVT. LIMITED	30000	0	30000	0.7782	300000.00		0 B3E1	BODIES CORPORATE DOMESTIC
7	Not Available	OPEL ENGG. & FABRICATORS (P) LIMITED	30000	0	30000	0.7782	300000.00		0 B3E1	BODIES CORPORATE DOMESTIC
8	Not Available	ROOPAM FABRICS (P) LIMITED	30000	0	30000	0.7782	300000.00		0 B3E1	BODIES CORPORATE DOMESTIC
9	Not Available	SHREE JEE WIRELESS (P) LIMITED	30000	0	30000	0.7782	300000.00		0 B3E1	BODIES CORPORATE DOMESTIC
10	Not Available	JAGDAMBA CEMENT CO. PVT. LIMITED	20000	0	20000	0.5188	200000.00		0 B3E1	BODIES CORPORATE DOMESTIC
11	Not Available	M. L. M INDIA LTD	1800	0	1800	0.0467	18000.00		0 B3E1	BODIES CORPORATE DOMESTIC
12	Not Available	MITTHAN LAL. MARKETING LTD	1800	0	1800	0.0467	18000.00		0 B3E1	BODIES CORPORATE DOMESTIC
	Total		1800	0	1800	9.4137	3629000		0 B3E1	BODIES CORPORATE DOMESTIC





(e2)	Non Resident Indian					
Sr.No	Pan Number	Name of Shareholders	FP -Shares	PP- Shares	Total Shares	%age
	Total				0	0





Nom. Value	Debentures	Code	Category
0	0		



(e3)	HUF																
Sr.No	Pan Number	Name of Shareholders	FP-Shares	PP-Shares	Total Shares	%age	Nom. Value	Debentures	Code	Category							
1	Not Available	VATSAL SINGLA HUF	20600	0	20600	0.5344	206000.00	0	B3E3	RESIDENT HUF /APOS							
2	Not Available	AKHILESH KUMAR HUF	11700	0	11700	0.3035	117000.00	0	B3E3	RESIDENT HUF /APOS							
	Total				32300	0.8379	323000	0									





(e4)	TRUST											
Sr.No	Pan Number	Name of Shareholders	PP-Shares	PP-Shares	Total Shares	%age	Nom Value	Debentures	Code	Category		
	Total				0	0	0	0				




(e5)	Clearing Members/House											
Sr.No	Pan Number	Name of Shareholders	FP-Shares	PP-Shares	Total Shares	%age	Nom. Value	Debentures	Code	Category		
	Total				0	0	0	0				





(B1)	Institutions											
Sr.No	Pan Number	Name of Shareholders	FP -Shares	PP - Shares	Total Shares	%	Nom. Value	Debentures	Code	Category		
	Total				0	0.0000	0	0				



## Individual Shareholders Holding Nominal Share Capital Above Rs. 2 Lac

Sr.No	Pan Number	Name of Shareholders	FP-Shares	PP-Shares	Total Shares	%age	Nom.Value	Debentures	Code	Category
1	Not Available	AMIT BINDAL	701000	0	701000	18.1842	7010000	0	B3A	RESIDENT INDIAN
2	Not Available	VATSAL SINGLA	170500	0	170500	4.4228	1705000	0	B3A	RESIDENT INDIAN
3	Not Available	RAKHI GARG	120000	0	120000	3.1128	1200000	0	B3A	RESIDENT INDIAN
4	Not Available	NISHKAM JAIN	116400	0	116400	3.0195	1164000	0	B3A	RESIDENT INDIAN
5	Not Available	VANDIT SINGHAL	111700	0	111700	2.8975	1117000	0	B3A	RESIDENT INDIAN
6	Not Available	MEERA RANI	111700	0	111700	2.8975	1117000	0	B3A	RESIDENT INDIAN
7	Not Available	SUNIL KUMAR GARG	90000	0	90000	2.3346	900000	0	B3A	RESIDENT INDIAN
8	Not Available	ASHISH RANJAN	85000	0	85000	2.2049	850000	0	B3A	RESIDENT INDIAN
9	Not Available	AKHILESH KUMAR	81600	0	81600	2.1167	816000	0	B3A	RESIDENT INDIAN
10	Not Available	GIRISH KUMAR & SONS	77500	0	77500	2.0104	775000	0	B3A	RESIDENT INDIAN
11	Not Available	SMT. SAROJ RANI	73200	0	73200	1.8988	732000	0	B3A	RESIDENT INDIAN
12	Not Available	AMRISH KUMAR & SONS	72500	0	72500	1.8807	725000	0	B3A	RESIDENT INDIAN
13	Not Available	PREETI SINGLA	68300	0	68300	1.7717	683000	0	B3A	RESIDENT INDIAN
14	Not Available	SARITA AGGARWAL	65000	0	65000	1.6861	650000	0	B3A	RESIDENT INDIAN
15	Not Available	AMRISH AGGARWAL	62500	0	62500	1.6213	625000	0	B3A	RESIDENT INDIAN
16	Not Available	GIRISH AGGARWAL	62500	0	62500	1.6213	625000	0	B3A	RESIDENT INDIAN
17	Not Available	MUKESH GARG & SONS	56100	0	56100	1.4553	561000	0	B3A	RESIDENT INDIAN
18	Not Available	AMITA AGGARWAL	55000	0	55000	1.4267	550000	0	B3A	RESIDENT INDIAN
19	Not Available	AYUSH AGGARWAL	50000	0	50000	1.2970	500000	0	B3A	RESIDENT INDIAN
20	Not Available	SANJEEV KUMAR SINGHAL	42150	0	42150	1.0934	421500	0	B3A	RESIDENT INDIAN
21	Not Available	VIKHYAT AGGARWAL	40000	0	40000	1.0376	400000	0	B3A	RESIDENT INDIAN
22	Not Available	AVIN AGGARWAL	40000	0	40000	1.0376	400000	0	B3A	RESIDENT INDIAN
23	Not Available	MAHENDER KUMAR	38100	0	38100	0.9883	381000	0	B3A	RESIDENT INDIAN
24	Not Available	DHARAM DASS GARG	30000	0	30000	0.7782	300000	0	B3A	RESIDENT INDIAN
25	Not Available	SHIVENDER KUMAR AGGARWAL	28000	0	28000	0.7263	280000	0	B3A	RESIDENT INDIAN
26	Not Available	SUMAN GARG	23300	0	23300	0.6044	233000	0	B3A	RESIDENT INDIAN
27	Not Available	SURBHI	22800	0	22800	0.5914	228000	0	B3A	RESIDENT INDIAN
28	Not Available	MANJU SINGHLA	22100	0	22100	0.5733	221000	0	B3A	RESIDENT INDIAN
	Total		22100	0	2516950	65.2905	25169500	0		

