

Format of holding of specified securities

SHAKUMBHRI PULPS AND PAPERS MILLS LTD

1. Name of Listed Entity:
2. Scrip Code/Name of Scrip/Class of Security
3. Share Holding Pattern Filed under: Reg. 31(1)(a)/Reg. 31(1)(b)/Reg.31(1)(c)
 - a. If under 31(1)(b) then indicate the report for Quarter ending
 - b. If under 31(1)(c) then indicate date of allotment/extinguishment

30/09/2019

4. Declaration: The Listed entity is required to submit the following declaration to the extent of submission of information:-

Particulars	Yes*	No*
1. Whether the Listed Entity has issued any partly paid up shares?		No
2. Whether the Listed Entity has issued any Convertible Securities or Warrants?		No
3. Whether the Listed Entity has any shares against which depository receipts are issued?		No
4. Whether the Listed Entity has any shares in locked-in?		No
5. Whether any shares held by promoters are pledge or otherwise encumbered?		No

* If the Listed Entity selects the option 'No' for the questions above, the columns for the partly paid up shares, Outstanding Convertible Securities/Warrants, depository receipts, locked-in shares, No of shares pledged or otherwise encumbered by promoters, as applicable, shall not be displayed at the time of dissemination on the Stock Exchange website. Also wherever there is 'No' declared by Listed Entity in above table the values will be considered as 'Zero' by default on submission of the format of holding of specified securities.

5. The tabular format for disclosure of holding of specified securities is as follows:-

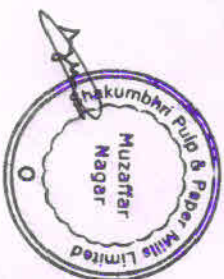


Table I - Summary Statement holding of specified securities

Category	Category of shareholder	Nos. of share holders	No. of fully paid up equity shares held	No. of partly paid up equity shares held	No. of shares underlying Depository Receipts	Total nos. shares held (VII)=(IV)+(V)+(VI)	Shareholding as a % of total no. of shares (calculated as per SCRR, 1957) As a % of (A+B+C2)	Number of Voting Rights held in each class of securities			No. of Shares Underlying Outstanding convertible securities (including Warrants)	Shareholding, as a % conversion of convertible securities (as a percentage of diluted share capital) As a % of (A+B+C2)	Number of Locked in shares		Number of Shares pledged or otherwise encumbered		Number of equity shares held in dematerialized form
								Class:Equity	Class:Equity	Total			No. (a)	As a % of total Shares held (b)	No. (a)	As a % of total Shares held (b)	
(I)	(II)	(III)	(IV)	(V)	(VI)	(VII)=(IV)+(V)+(VI)	(VIII)	(IX)			(X)	(XI)=(VII)+(X)	(XII)	(XIII)		(XIV)	
(A)	Promoter & Promoter Group	4	637500	0	0	637500	16.54				0	16.54	0	0		0	
(B)	Public	406	3217500	0	0	3217500	83.46				0	83.46	0	0		0	
(C)	Non Promoter- Non Public																
(C1)	Shares underlying Dis	0	0	0	0	0	0				0	0	0	0		0	
(C2)	Shares held by Employee Trusts	0	0	0	0	0	0				0	0	0	0		0	
	Total	410	3855000	0	0	3855000	100				0	100	0	0		388400	




Table II - Statement showing shareholding pattern of the Promoter and Promoter Group

Category & Name of the Shareholders	PAN	No. of shareholder	No. of fully paid up equity shares held	Partly paid up equity shares held	Nos. of shares underlying Depository Receipts	Total nos. shares held	Shareholding % calculated as per SCRR, 1957 As a % of (A+B+C2)	No. of Voting Rights held in each class of securities			No. of Shares Underlying Outstanding convertible securities (including Warrants)	Shareholding, as a % assuming full conversion of convertible securities (as a percentage of diluted share capital) as a % of A+B+C2	Number of Locked in shares		Number of Shares pledged or otherwise encumbered	Number of equity shares held in dematerialized form
								Class X	Class Y	Total			(a) As a % of total Shares held (b)	(c) As a % of total Shares held (b)		
1	(ii)	(iii)	(iv)	(v)	(vi)	(vii)=(iv)+(v)+(vi)	(viii)	(ix)			(x)	(xi)=(vii)+(x)	(xii)	(xiii)	(xiv)	
Indian																
(a) Individual/Hindu Undivided Family		4	637500	0		637500	16.54			0	16.54	0	0.00	0	0.00	388400
ABUN KUMAR	ACJPA7822R		249100	0		249100	6.46			0	6.46	0	0.00	0	0.00	0
ARCHANA AGRAWAL	ABNP20281F		196700	0		196700	5.1			0	5.10	0	0.00	0	0.00	196700
ABHINAV AGGARWAL	AMJP26334L		111700	0		111700	2.9			0	2.90	0	0.00	0	0.00	111700
ABUN AGARWAL & SONS	AAEHA6079F		80000	0		80000	2.08			0	2.08	0	0.00	0	0.00	80000
(b) Central Government/State Government(s)		0	0	0		0	0			0	0.00	0	0.00	0	0.00	0
(c) Financial Institutions/Banks		0	0	0		0	0			0	0.00	0	0.00	0	0.00	0
(d) Any Other (Specify)		0	0	0		0	0			0	0.00	0	0.00	0	0.00	0
Sub Total (A1)		4	637500	0		637500	16.54			0	16.54	0	0.00	0	0.00	388400
Foreign																
(a) Individual/Non Resident Individual/Foreign Individual		0	0	0		0	0			0	0.00	0	0.00	0	0.00	0
(b) Government		0	0	0		0	0			0	0.00	0	0.00	0	0.00	0
(c) Institutions		0	0	0		0	0			0	0.00	0	0.00	0	0.00	0
(d) Foreign Portfolio Investor		0	0	0		0	0			0	0.00	0	0.00	0	0.00	0
(e) Any Other (Specify)		0	0	0		0	0			0	0.00	0	0.00	0	0.00	0
Sub Total (A2)		0	0	0		0	0			0	0.00	0	0.00	0	0.00	0
Total Shareholding of Promoter and Promoter Group (A1+A2)		4	637500	0		637500	16.54			0	16.54	0	0.00	0	0.00	388400


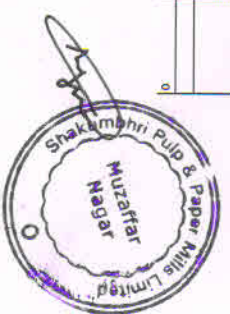


Table III - Statement showing shareholding pattern of the Public shareholder

Category & Name of the Shareholders	PAN	Nos. of shares older	No. of fully paid up equity shares held	Partly paid-up equity shares held	Nos. of shares underlying Depository Receipts	Total nos. shares held (VII)=(IV)+(V)+(VI)	Shareholding % of (A+B+C) calculate d as per SCRR, 1957 As a % of (A+B+C)	Number of Voting Rights held in each class of securities			Total as a % of Total Voting rights	No. of Shares Underlying Outstanding convertible securities (including Warrants)	Total shareholding as a % assuming full conversion of convertible securities (as a percentage of diluted share capital)	Number of Locked in shares		Number of Shares pledged or otherwise encumbered		Number of equity shares held in dematerialized form
								Class X	Class Y	Total				No. (a)	As a % of total Shares held (b)	No. (Not applicable) (a)	As a % of total shares field (Not applicable) (b)	
1. Institutions	(i)	(ii)	(iii)	(iv)	(v)	(vi)=(iv)+(v)	(vii)				(x)	(xi)=(vi)+(x)	(xii)	(xiii)	(xiv)	(xv)		
(a) Mutual Fund			0	0	0	0	0				0	0	0	0	0	0		
(b) Venture Capital Funds			0	0	0	0	0				0	0	0	0	0	0		
(c) Alternate Investment Funds			0	0	0	0	0				0	0	0	0	0	0		
(d) Foreign Venture Capital Investor			0	0	0	0	0				0	0	0	0	0	0		
(e) Foreign Portfolio Investors			0	0	0	0	0				0	0	0	0	0	0		
(f) Financial Institution/Banks			0	0	0	0	0				0	0	0	0	0	0		
(g) Insurance Companies			0	0	0	0	0				0	0	0	0	0	0		
(h) Provident Fund/Pensions Funds			0	0	0	0	0				0	0	0	0	0	0		
(i) Any Other Specify			0	0	0	0	0				0	0	0	0	0	0		
Sub total (8)(1)			0	0	0	0	0				0	0	0	0	0	0		
2. Central Government/State Government/President of India			0	0	0	0	0				0	0	0	0	0	0		
Sub total (8)(2)			0	0	0	0	0				0	0	0	0	0	0		
3. Non-Institutions			0	0	0	0	0				0	0	0	0	0	0		
(a) 1. Individual Shareholders holding Nominal Share Capital Up to 2 Lacs			364	305350	0	305350	7.92				0	7.92	0	0	0	0		
2. Individual Shareholders holding Nominal Share Capital Above 2 Lacs			28	2516950	0	2516950	65.29				0	65.29	0	0	0	0		
AAIT BINDAL	ACCPA1A63F			701000	0	701000	18.18				0	18.18	0	0	0	0		
VAJSAI SINGLA	ATG9S8009I			1705000	0	1705000	4.42				0	4.42	0	0	0	0		
BAKRI GAAG	ACG9S9711I			1200000	0	1200000	3.11				0	3.11	0	0	0	0		
WISHAM JAIN	AEPFG1466F			116400	0	116400	3.02				0	3.02	0	0	0	0		
VANDIT SINGHAL	BRIPO0661Q			111700	0	111700	2.9				0	2.9	0	0	0	0		
MEERA RANI	ALOPR532H			111700	0	111700	2.9				0	2.9	0	0	0	0		
SUNIL KUMAR GAAG	AASPG9890I			90000	0	90000	2.33				0	2.33	0	0	0	0		
ASHISH RAJUAN	11570			85000	0	85000	2.2				0	2.2	0	0	0	0		
ASHISH KUMAR	ADTPS485G			81600	0	81600	2.12				0	2.12	0	0	0	0		
GUNSH KUMAR & SONS	AAQHG3400C			77500	0	77500	2.01				0	2.01	0	0	0	0		
SMT. SAKHI RANI	1577			73200	0	73200	1.9				0	1.9	0	0	0	0		
AMRISH KUMAR & SONS	AAHH49158G			72500	0	72500	1.88				0	1.88	0	0	0	0		
PREETI SINGLA	AAZPM2311F			68300	0	68300	1.77				0	1.77	0	0	0	0		
SARITA AGGARWAL	ADZPA4147N			65000	0	65000	1.69				0	1.69	0	0	0	0		
AMRISH AGGARWAL	ADZPA4149C			62500	0	62500	1.62				0	1.62	0	0	0	0		
GUNSH AGGARWAL	AAHPB9708W			62500	0	62500	1.62				0	1.62	0	0	0	0		
KHUKESH GAAG & SONS	AAHHN9187K			56100	0	56100	1.46				0	1.46	0	0	0	0		
AMITJ AGGARWAL	ADZPA4148D			55000	0	55000	1.43				0	1.43	0	0	0	0		
AYUSH AGGARWAL	AHVPV5924C			50000	0	50000	1.3				0	1.3	0	0	0	0		
SANJEEV KUMAR SINGHAL	ALUPP5340Q			42150	0	42150	1.09				0	1.09	0	0	0	0		
VINHAT AGGARWAL	ANDP6042M			40000	0	40000	1.04				0	1.04	0	0	0	0		
AMN AGGARWAL	AMK97A1982H			40000	0	40000	1.04				0	1.04	0	0	0	0		
(b) NRECs registered with RBI			0	0	0	0	0				0	0	0	0	0	0		
(c) Employee Trusts			0	0	0	0	0				0	0	0	0	0	0		
(d) Overseas Depositors (Holding DRs) (Balancing Figure)			0	0	0	0	0				0	0	0	0	0	0		
(e) Any other (Specify)			12	362900	0	362900	9.41				0	9.41	0	0	0	0		
(e1) Bodies Corporate			12	362900	0	362900	9.41				0	9.41	0	0	0	0		



	HIMAGIRI FINANCE LIMITED	1248	54200	0	54200	1.41	0	1.41	0	0.00	0	0.00	0
	RAMA PAPER MILLS LTD	1235	45100	0	45100	1.17	0	1.17	0	0.00	0	0.00	0
	J.P. S.K. TRADING PVT. LIMITED	1605	40000	0	40000	1.04	0	1.04	0	0.00	0	0.00	0
	LANDRA SALES COMPANY (P) LIMITED	1604	40000	0	40000	1.04	0	1.04	0	0.00	0	0.00	0
	MAHADEV SALES (P) LIMITED	1603	40000	0	40000	1.04	0	1.04	0	0.00	0	0.00	0
	(a2) Non Resident Indians	0	0	0	0	0	0	0	0	0.00	0	0.00	0
	(a3) Resident Indian HUF	2	32300	0	32300	0.84	0	0.84	0	0.00	0	0.00	0
	(a4) Trusts	0	0	0	0	0	0	0	0	0.00	0	0.00	0
	(a5) Clearing Members/House	0	0	0	0	0	0	0	0	0.00	0	0.00	0
	(a6) Others	0	0	0	0	0	0	0	0	0.00	0	0.00	0
	(a7) IEPF	0	0	0	0	0	0	0	0	0.00	0	0.00	0
	Sub Total (B)(3)	405	3217500	0	3217500	83.46	0	83.46	0	0.00	0	0.00	0
	Total Public Shareholding (B)= (B)(1)+(B)(2) + B (3)	405	3217500	0	3217500	83.46	0	83.46	0	0.00	0	0.00	0

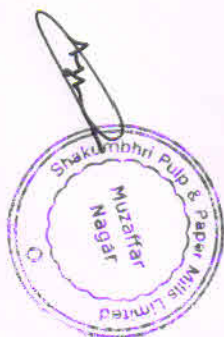


Table IV - Statement showing shareholding pattern of the Non Promoter- Non Public shareholder

Category & Name of the Shareholders	PAN	No. of shareholder	No. of fully paid up equity shares held	Partly paid-up equity shares held	Nos. of shares underlying Depository Receipts	Total no. shares held	Shareholding % calculated as per SCRR, 1957 As a % of (A+B+C2)	Number of Voting Rights held in each class of securities			No. of Shares Underlying convertible securities (including Warrants)	Total shareholding, as a % assuming full conversion of convertible securities (as a percentage of diluted share capital)	Number of Locked In shares		Number of Shares pledged or otherwise encumbered		Number of dematerialized form (Not Applicable)
								Class X	Class Y	Total			Total as a % of Total Voting rights	No.	As a % of total Share es held	No. (Not applicable)	
(i)	(ii)	(iii)	(iv)	(v)	(vi)	(vii)=(iv)+(v)+(vi)	(viii)		(ix)	(x)=(viii*(xi))	(xii)	(xiii)	(xiv)				
1. Custodian/DR																	
(a) Name of DR Holder (if Available)		0	0	0	0	0	0		0	0	0	0	0	0	0	0	0
2. Employees Benefit Trust (Under SEBI (Share Based Employee Benefit Regulation 2014)																	
(a) Name of DR Holder (if Available)		0	0	0	0	0	0		0	0	0	0	0	0	0	0	0
Total Non Promoter Non Public Shareholding (C)= (C1)+(C2)		0	0	0	0	0	0		0	0	0	0	0	0	0	0	0

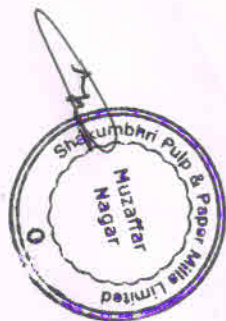
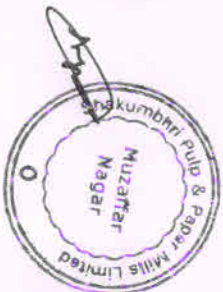


Table V - Statement Showing Details of Significant beneficial Owners (SBOs)

Sr. No.	Details of the SBO		Details of the Registered Owner		Details of Holding/ exercise of right of the SBO in the reporting company, Whether direct or Indirect		Date of creation / acquisition of significant beneficial interest
	Name	(I) PAN/Passport No. in case of a foreign national	Name	(II) PAN/Passport No. in case of a foreign national	(III) Whether by Virtue of:		
					Shares	%	
					Voting Rights	%	
					Rights of distributable dividend or any other distribution	%	
					Exercise of control		
					Exercise of significant influence		

* In case the nature of the holding/ exercise of the right of a SBO falls under multiple categories specified under (a) to (c) under Column III, multiple rows for the same SBO shall be inserted for each of the categories.

* This column shall have the details as specified by the listed entity under Form No. BEN-2 as submitted to the Registrar.



.....accordingly

SHAKUMBHRI PULPS AND PAPERS MILLS LTD

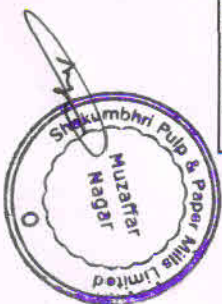
DISTRIBUTION OF 38550000 EQUITY SHARE CAPITAL AS ON :30/09/2019

Nominal Value of Each Share : Rs. 10

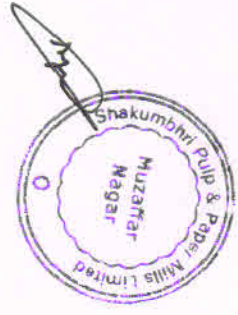
Share or Debenture holding (Rs.)	Number of Shareholders	% to Total Numbers	Share or Debenture holding (Rs.)	% to Total Amount
1	2	3	4	5
Up To 5,000	148	36.1	740000	1.92
5001 To 10,000	205	50	1561000	4.05
10001 To 20,000	6	1.46	108000	0.28
20001 To 30,000	0	0	0	0
30001 To 40,000	0	0	0	0
40001 To 50,000	4	0.98	200000	0.52
50001 To 1,00,000	1	0.24	100000	0.26
1,00,000 and Above	46	11.22	35841000	92.97
Total	410	100	38550000	100



(el)	Bodies Corporate								
Sr.No	Folio No	Name of Shareholders	Pan Number	Shares	%	Code	Category		
1	1249	HIMGIRI FINCAP LIMITED	1249	54200	1.41	B3E1	BODY CORPORATES DOMESTIC		
2	1235	RAMA PAPER MILLS LTD	1235	45100	1.17	B3E1	BODY CORPORATES DOMESTIC		
3	1605	J.P.R.K. TRADING PVT. LIMITED	1605	40000	1.04	B3E1	BODY CORPORATES DOMESTIC		
4	1604	LAVENA SALES COMPANY (P) LIMITED	1604	40000	1.04	B3E1	BODY CORPORATES DOMESTIC		
5	1603	MAHADEV SALES (P) LIMITED	1603	40000	1.04	B3E1	BODY CORPORATES DOMESTIC		
6	1607	AERON SALES PVT. LIMITED	1607	30000	0.78	B3E1	BODY CORPORATES DOMESTIC		
7	1602	OPEL ENGG. & FABRICATORS (P) LIMITED	1602	30000	0.78	B3E1	BODY CORPORATES DOMESTIC		
8	1601	ROOPAM FABRICS (P) LIMITED	1601	30000	0.78	B3E1	BODY CORPORATES DOMESTIC		
9	1600	SHREE JEE WIRELESS (P) LIMITED	1600	30000	0.78	B3E1	BODY CORPORATES DOMESTIC		
10	1606	JAGDAMBA CEMENT CO. PVT. LIMITED	1606	20000	0.52	B3E1	BODY CORPORATES DOMESTIC		
11	1239	M.L.M INDIA LTD	1239	1800	0.05	B3E1	BODY CORPORATES DOMESTIC		
12	1237	MITTHAN LAL MARKETING LTD	1237	1800	0.05	B3E1	BODY CORPORATES DOMESTIC		



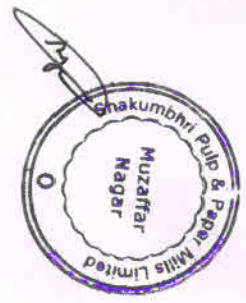
(e2)	Non Resident Indian					
Sr.No	Folio No	Name of Shareholders	Pan Number	Shares	%	Code Category



(63)	HUF							
Sr.No	Folio No	Name of Shareholders	Pan Number	Shares	%	Code	Category	
1	1632	VATSAL SINGLA HUF	1632	20600	0.53	B3E3	RESIDENT HUF /APOS	
2	1633	AKHILESH KUMAR HUF	1633	11700	0.3	B3E3	RESIDENT HUF /APOS	



(e4)	TRUST	Name of Shareholders	Pan Number	Shares	%	Code	Category
Sr.No	Folio No						




(e5)	Clearing Members/House	Name of Shareholders	Pan Number	Shares	%	Code	Category
Sr.No	Folio No						



(e6)	Others						
Sr.No	Folio No	Name of Shareholders	Pan Number	Shares	%	Code	Category



(B1)	Institutions						
Sr.No	Folio No	Name of Shareholders	Pan Number	Shares	%	Code	Category



Individual Shareholders Holding Nominal Share Capital Above Rs. 1 Lac

Sr.No	Folio No	Name of Shareholders	Pan Number	Shares	%	Code	Category
1	1590	AMIT BINDAL	1590	701000	18.18	B3A	RESIDENT ORDINARY
2	1593	VATSAL SINGLA	1593	170500	4.42	B3A	RESIDENT ORDINARY
3	1618	RAKHI GARG	1618	120000	3.11	B3A	RESIDENT ORDINARY
4	1596	NISHKAM JAIN	1596	116400	3.02	B3A	RESIDENT ORDINARY
5	1598	VANDIT SINGHAL	1598	111700	2.9	B3A	RESIDENT ORDINARY
6	1597	MEERA RANI	1597	111700	2.9	B3A	RESIDENT ORDINARY
7	1617	SUNIL KUMAR GARG	1617	90000	2.33	B3A	RESIDENT ORDINARY
8	1570	ASHISH RANJAN	1570	85000	2.2	B3A	RESIDENT ORDINARY
9	1630	AKHILESH KUMAR	1630	81600	2.12	B3A	RESIDENT ORDINARY
10	1620	GIRISH KUMAR & SONS	1620	77500	2.01	B3A	RESIDENT ORDINARY
11	1577	SMT. SAROJ RANI	1577	73200	1.9	B3A	RESIDENT ORDINARY
12	1619	AMRISH KUMAR & SONS	1619	72500	1.88	B3A	RESIDENT ORDINARY
13	1631	PREETI SINGLA	1631	68300	1.77	B3A	RESIDENT ORDINARY
14	1621	SARITA AGGARWAL	1621	65000	1.69	B3A	RESIDENT ORDINARY
15	1627	AMRISH AGGARWAL	1627	62500	1.62	B3A	RESIDENT ORDINARY
16	1626	GIRISH AGGARWAL	1626	62500	1.62	B3A	RESIDENT ORDINARY
17	1612	MUKESH GARG & SONS	1612	56100	1.46	B3A	RESIDENT ORDINARY
18	1622	AMITA AGGARWAL	1622	55000	1.43	B3A	RESIDENT ORDINARY
19	1616	AYUSH AGGARWAL	1616	50000	1.3	B3A	RESIDENT ORDINARY
20	1594	SANJEEV KUMAR SINGHAL	1594	42150	1.09	B3A	RESIDENT ORDINARY
21	1624	VIKHYAT AGGARWAL	1624	40000	1.04	B3A	RESIDENT ORDINARY
22	1623	AVIN AGGARWAL	1623	40000	1.04	B3A	RESIDENT ORDINARY
23	1615	MAHENDER KUMAR	1615	38100	0.99	B3A	RESIDENT ORDINARY
24	1613	DHARAM DASS GARG	1613	30000	0.78	B3A	RESIDENT ORDINARY
25	1614	SHIVENDER KUMAR AGGARWAL	1614	28000	0.73	B3A	RESIDENT ORDINARY
26	1625	SUMAN GARG	1625	23300	0.6	B3A	RESIDENT ORDINARY
27	1628	SURBHI	1628	22800	0.59	B3A	RESIDENT ORDINARY
28	1634	MANJU SINGHLA	1634	22100	0.57	B3A	RESIDENT ORDINARY
29	1580	SURESH CHAND GUPTA	1580	19300	0.5	B3A	RESIDENT ORDINARY
30	1538	P.C.GUPTA	1538	18750	0.49	B3A	RESIDENT ORDINARY
	Total			2555000			
	Physical			2555000			
	Demat			0			



Individual Shareholders Holding Nominal Share Capital Upto Rs. 1 Lac

	Physical	362		267300					
	Demat	0		0					
	Total Records	362							
			Total Shares	267300					

