

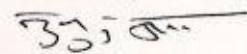
# Shakumbhari Pulp & Paper Mills Limited

**MANUFACTURERS OF : HIGH QUALITY SUPER DELUX M.G. KRAFT PAPER**

**Works & Registered Office : 4.5 KM. BHOPA ROAD, MUZAFFARNAGAR - 251 001 (U. P.) INDIA**

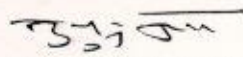
Introductory sub-table (I)(a)			
Name of the Company: Shakumbhari Pulp and Paper Mills Limited			
Scrip Code, Name of the scrip, class of security: Equity Shares			
For the quarter ended: 31st December, 2014			
<b>Partly paid-up shares:-</b>	<b>No. of partly paid-up shares</b>	<b>As a % of total no. of partly paid-up shares</b>	<b>As a % of total no. of shares of the company</b>
Held by promoter/promoter group	0	0	0
Held by public	0	0	0
<b>Total</b>	<b>0</b>	<b>0</b>	<b>0</b>
<b>Outstanding convertible securities:-</b>	<b>No. of outstanding securities</b>	<b>As a % of total no. of outstanding convertible securities</b>	<b>As a % of total no. of shares of the company, assuming full conversion of the convertible securities</b>
Held by promoter/promoter group	0	0	0
Held by public	0	0	0
<b>Total</b>	<b>0</b>	<b>0</b>	<b>0</b>
<b>Warrants:-</b>	<b>No. of warrants</b>	<b>As a % of total no. of warrants</b>	<b>As a % of total no. of shares of the company, assuming full conversion of warrants</b>
Held by promoter/promoter group	0	0	0
Held by public	0	0	0
<b>Total</b>	<b>0</b>	<b>0</b>	<b>0</b>
<b>Total paid-up capital of the company, assuming full conversion of warrants and convertible securities</b>	<b>38,550,000</b>	<b>0</b>	<b>0</b>

For Shakumbhari Pulp & Paper Mills Ltd.

  
Director/Auth. Signatory

Category code	Category of Shareholder	Number of Shareholders	Table (I)(a)		Total shareholding as a percentage of total number of shares		Shares Pledged or otherwise encumbered	
			Total number of shares	Number of shares held in dematerialized form	As a percentage of (A+B) <sup>1</sup>	As a percentage of (A+B+C)	Number of shares	As a percentage
			(IV)	(V)	(VI)	(VII)	(VIII)	X) = (VIII)/(IV)*100
(A)	Shareholding of Promoter and Promoter Group <sup>2</sup>	(III)	(IV)	(V)	(VI)	(VII)	(VIII)	X) = (VIII)/(IV)*100
1	Indian							
(a)	Individuals/ Hindu Undivided Family	4	637500	0	16.54	16.54	0	0.00
(b)	Central Government/ State Government(s)	0	0	0	0.00	0.00	0	0.00
(c)	Bodies Corporate	0	0	0	0.00	0.00	0	0.00
(d)	Financial Institutions/ Banks	0	0	0	0.00	0.00	0	0.00
(e)	Any Others (Specify)	0	0	0	0.00	0.00	0	0.00
	<b>Sub Total(A)(1)</b>	<b>4</b>	<b>637500</b>	<b>0</b>	<b>16.54</b>	<b>16.54</b>	<b>0</b>	<b>0.00</b>
2	Foreign							
a	Individuals (Non-Residents Individuals/ Foreign Individuals)	0	0	0	0.00	0.00	0	0.00
b	Bodies Corporate	0	0	0	0.00	0.00	0	0.00
c	Institutions	0	0	0	0.00	0.00	0	0.00
d	Qualified Foreign Investor	0	0	0	0.00	0.00	0	0.00
e	Any Others (Specify)	0	0	0	0.00	0.00	0	0.00
	<b>Sub Total(A)(2)</b>	<b>0</b>	<b>0</b>	<b>0</b>	<b>0.00</b>	<b>0.00</b>	<b>0</b>	<b>0.00</b>
	<b>Total Shareholding of Promoter and Promoter Group (A)=</b>	<b>4</b>	<b>637500</b>	<b>0</b>	<b>16.54</b>	<b>16.54</b>	<b>0</b>	<b>0.00</b>
(B)	Public shareholding							
1	Institutions							
(a)	Mutual Funds/ UTI	0	0	0	0.00	0.00	0	0.00
(b)	Financial Institutions / Banks	0	0	0	0.00	0.00	0	0.00
(c)	Central Government/ State Government(s)	0	0	0	0.00	0.00	0	0.00
(d)	Venture Capital Funds	0	0	0	0.00	0.00	0	0.00
(e)	Insurance Companies	0	0	0	0.00	0.00	0	0.00
(f)	Foreign Institutional Investors	0	0	0	0.00	0.00	0	0.00
(g)	Foreign Venture Capital Investors	0	0	0	0.00	0.00	0	0.00
(h)	Qualified Foreign Investor	0	0	0	0.00	0.00	0	0.00
(i)	Any Other (specify)	0	0	0	0.00	0.00	0	0.00
	<b>Sub-Total (B)(1)</b>	<b>0</b>	<b>0</b>	<b>0</b>	<b>0.00</b>	<b>0.00</b>	<b>0</b>	<b>0.00</b>
B 2	Non-institutions							
(a)	Bodies Corporate	13	367400	0	9.53	9.53	0	0.00
(b)	Individuals							
i	Individuals - i. Individual shareholders holding nominal share capital up to Rs 1 lakh	512	554100	0	14.37	14.37	0	0.00
ii	Individual shareholders holding nominal share capital in excess of Rs. 1 lakh	28	2296000	0	59.56	59.56	0	0.00
(c)	Qualified Foreign Investor	0	0	0	0	0	0	0.00
(d)	Any Other (specify)	0	0	0	0	0	0	0.00
	<b>Sub-Total (B)(2)</b>	<b>553</b>	<b>3217500</b>	<b>0</b>	<b>83.46</b>	<b>83.46</b>	<b>0</b>	<b>0.00</b>
(B)	<b>Total Public Shareholding (B)= (B)(1)+(B)(2)</b>	<b>553</b>	<b>3217500</b>	<b>0</b>	<b>83.46</b>	<b>83.46</b>	<b>0</b>	<b>0.00</b>
	<b>TOTAL (A)+(B)</b>	<b>557</b>	<b>3855000</b>	<b>0</b>	<b>100.00</b>	<b>100.00</b>	<b>0</b>	<b>0.00</b>
(C)	Shares held by Custodians and against which Depository Receipts have been issued							
1	Promoter and Promoter Group	0	0	0	0	0.00	0	0.00
2	Public	0	0	0	0	0.00	0	0.00
	<b>Sub-Total (C)</b>	<b>0</b>	<b>0</b>	<b>0</b>	<b>0.00</b>	<b>0.00</b>	<b>0</b>	<b>0.00</b>
	<b>GRAND TOTAL (A)+(B)+(C)</b>	<b>557</b>	<b>3855000</b>	<b>0</b>	<b>100.00</b>	<b>100.00</b>	<b>0</b>	<b>0.00</b>

For Shakumbhari Pulp & Paper Mills Ltd.

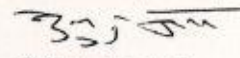
  
Director/Auth. Signatory

(I)(b) Statement showing holding of securities (including shares, warrants, convertible securities) of persons belonging to the category "Promoter and Promoter Group"

Sr. No.	Name of the shareholder	Details of Shares held		Encumbered shares (*)			Details of warrants		Details of convertible securities		Total shares (including underlying shares assuming full conversion of warrants and convertible securities) as a % of diluted share capital
		Number of shares held	As a % of grand total (A) + (B) + (C)	No.	As a percentage	As a % of grand total (A)+(B)+(C) of sub-clause (I)(a)	Number of warrants held	As a % total number of warrants of the same class	Number of convertible securities held	As a % total number of convertible securities of the same	
(I)	(II)	(III)	(IV)	(V)	(VI) = (V)/(III)*100	(VII)	(VIII)	(IX)	(X)	(XI)	(XII)
1	Arjun Kumar Agarwal	249100	6.46	0.00	0.00	0.00	0	0.00	0	0.00	6.46
2	Archana Agarwal	196700	5.10	0.00	0.00	0.00	0	0.00	0	0.00	5.10
3	Abhinav Agarwal	111700	2.90	0.00	0.00	0.00	0	0.00	0	0.00	2.90
4	Arjun Agarwal & Sons	80000	2.08	0.00	0.00	0.00	0	0.00	0	0.00	2.08
<b>TOTAL</b>		<b>637500</b>	<b>16.54</b>	<b>0.00</b>	<b>0.00</b>	<b>0.00</b>	<b>0</b>	<b>0.00</b>	<b>0</b>	<b>0.00</b>	<b>16.54</b>

(\*) The term "encumbrance" has the same meaning as assigned to it in regulation 28(3) of the SAST Regulations, 2011

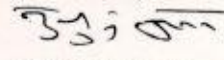
For Shakumbhari Pulp & Paper Mills Ltd.

  
Director/Auth. Signatory

**(I)(c)(i) Statement showing holding of securities (including shares, warrants, convertible securities) of persons belonging to the category "Public" and holding more than 1% of the total number of shares**

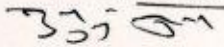
Sr. No.	Name of the shareholder	Number of shares held	Shares as a percentage of total number of shares (i.e., Grand Total (A)+(B)+(C) indicated in Statement at para (I)(a) above)	Details of warrants		Details of convertible securities		Total shares (including underlying shares assuming full conversion of warrants and convertible securities) as a % of diluted share capital
				Number of warrants held	As a % total number of warrants of the same class	Number of convertible securities held	% w.r.t total number of convertible securities of the same class	
1	Amit Bindal	705700	18.31	0	0.00	0	0.00	18.31
2	Rakhi Garg	120000	3.11	0	0.00	0	0.00	3.11
3	Nishkam Jain	116400	3.02	0	0.00	0	0.00	3.02
4	Meera Rani	111700	2.90	0	0.00	0	0.00	2.90
5	Vandit Singhal	111700	2.90	0	0.00	0	0.00	2.90
6	Sunil Kumar Garg	90000	2.33	0	0.00	0	0.00	2.33
7	Ashish Ranjan	85000	2.20	0	0.00	0	0.00	2.20
8	Girish Kumar & Sons	77500	2.01	0	0.00	0	0.00	2.01
9	Smt. Saroj Rani	73200	1.90	0	0.00	0	0.00	1.90
10	Amrisha Kumar & Sons	72500	1.88	0	0.00	0	0.00	1.88
11	Sarita Aggarwal	65000	1.69	0	0.00	0	0.00	1.69
12	Vatsal Singla	64000	1.66	0	0.00	0	0.00	1.66
13	Girish Aggarwal	62500	1.62	0	0.00	0	0.00	1.62
14	Amrisha Agarwal	62500	1.62	0	0.00	0	0.00	1.62
15	Mukesh Garg & Sons	56100	1.46	0	0.00	0	0.00	1.46
16	Amita Aggarwal	55000	1.43	0	0.00	0	0.00	1.43
17	Himgiri Fincap Limited	54200	1.41	0	0.00	0	0.00	1.41
18	Ayush Aggarwal	50000	1.30	0	0.00	0	0.00	1.30
19	Rama Paper Mills Ltd	45100	1.17	0	0.00	0	0.00	1.17
20	Sanjeev Kumar Sangal	42150	1.09	0	0.00	0	0.00	1.09
21	Avin Aggarwal	40000	1.04	0	0.00	0	0.00	1.04
22	Vikhyat Aggarwal	40000	1.04	0	0.00	0	0.00	1.04
23	Mahadev Sales (P) Limited	40000	1.04	0	0.00	0	0.00	1.04
24	Lavena Sales Company (P) Limited	40000	1.04	0	0.00	0	0.00	1.04
25	J.P.R.K. Trading Pvt. Limited	40000	1.04	0	0.00	0	0.00	1.04
<b>TOTAL</b>		<b>2320250</b>	<b>60.19</b>	<b>0</b>	<b>0.00</b>	<b>0</b>	<b>0.00</b>	<b>60.19</b>

For Shakumbhari Pulp & Paper Mills Ltd.

  
Director/Auth. Signatory

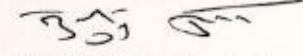
(D)(c)(ii) Statement showing holding of securities (including shares, warrants, convertible securities) of persons (together with PAC) belonging to the category "Public" and holding more than 5% of the total number of shares of the company								
Sr. No.	Name(s) of the shareholder(s) and the Persons Acting in Concert (PAC) with them	Number of shares	Shares as a percentage of total number of shares (i.e., Grand Total (A)+(B)+(C) indicated in Statement at para (I)(a) above)	Details of warrants		Details of convertible securities		Total shares (including underlying shares assuming full conversion of warrants and convertible securities) as a % of diluted share capital
				Number of warrants	As a % total number of warrants of the same class	Number of convertible securities held	% w.r.t total number of convertible securities of the same class	
1	Amit Bindal	705700	18.31	0	0.00	0	0.00	18.31
<b>TOTAL</b>		<b>705700</b>	<b>18.31</b>	<b>0</b>	<b>0.00</b>	<b>0</b>	<b>0.00</b>	<b>18.31</b>

For Shalumbhari Pulp & Paper Mills Ltd.

  
Director/Auth. Signatory

(I)(d) Statement showing details of locked-in shares			
Sr. No.	Name of the shareholder	Number of locked-in shares	Locked-in shares as a percentage of total number of shares (i.e., Grand Total (A)+(B)+(C) indicated in Statement at para (1)(a) above)
1	NIL	NIL	NIL
<b>TOTAL</b>		<b>NIL</b>	<b>NIL</b>

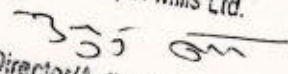
For Shakumbhari Pulp & Paper Mills Ltd.



Director/Auth. Signatory

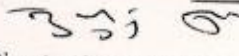
(II)(a) Statement showing details of Depository Receipts (DRs)				
Sr. No.	Type of outstanding DR (ADRs, GDRs, SDRs, etc.)	Number of outstanding DRs	Number of shares underlying outstanding DRs	Shares underlying outstanding DRs as a percentage of total number of shares (i.e., Grand Total (A)+(B)+(C) indicated in Statement at para (I)(a) above)
1	NIL	NIL		
<b>TOTAL</b>		NIL	NIL	NIL
		NIL	NIL	NIL

For Shakumbhari Pulp & Paper Mills Ltd.

  
Director/Auth. Signatory

(II)(b) Statement showing holding of Depository Receipts (DRs), where underlying shares held by "promoter/promoter group" are in excess of 1% of the total number of shares				
Sr. No.	Name of the DR Holder	Type of outstanding DR (ADRs, GDRs, SDRs, etc.)	Number of shares underlying outstanding DRs	Shares underlying outstanding DRs as a percentage of total number of shares (i.e., Grand Total (A)+(B)+(C) indicated in Statement at para (II)(a) above)
1	NIL	NIL	NIL	NIL
<b>TOTAL</b>		NIL	NIL	NIL

For Shakumbhari Pulp & Paper Mills Ltd.

  
Director/Auth. Signatory